

Frequently Asked Questions

Wow, what a start to the year. We are certainly in uncharted territory.

A bit of information we want to pass along:

When will your plant material be coming in?

We grow our vegetables on site. We will have started over 60,000 seeds by the time our season is finished.

Perennials, annuals, trees, and shrub trucks will start to arrive this week. Ship dates are always set this late due to our chilly April weather we always receive. It is not because of Covid-19. We consider ourselves more fully stocked at the end of April.

Can I place a phone order for bulk items?

You bet! We are doing everything we can to help all of you. We appreciate your patience if the phone lines are busy, or we take a bit to respond to an email or Facebook Message. We know spring is here and even with the chilly weather we are ready to start our gardens! We are scrambling to fill your orders with quality plants and other garden center items.

Are we taking plant orders?

Mostly yes! We are taking **veggies** and a few **annual** orders. We are fully stocked on our veggies and annual trucks will begin to arrive this week and the following. We are by no means fully stocked so may have to write you down on our special order sheet. **Perennials** begin to arrive this week, but will be more fully stocked at the end of the month.

Are you allowed to enter the store?

Yes and no. We are limited the amount of the customers in the store, but due to the cold weather have not had to ask customers to wait outside. When it gets warm social distancing will be a priority for us. We will be spreading our lines out and might have to ask people to wait in their vehicles.

What is the process if I want to place a curbside order?

All we need you to do is call us. Please do not place the orders through email unless we ask you to. We often have many questions so we can be sure we are pulling the correct material. It is easier to do over the phone.

Once we have the nitty gritty nailed down, we take card information, set up a pick-up time, and pull the order. You call us when you have arrived and we can set it outside prior to your arrival or in poor weather we will bring it to your vehicle.

We **shred** all sensitive information as soon as we have ran your order through.

Is the shredded soil available?

Mother Nature wins on this one. We ask you call you us to check after a dry spell. When we tell you we make it as soon as we can, we mean it. :) Our landscape crew loves to use this soil too. Plus, we want to keep you happy. So we will always shred if we can.

Can I order yard art over the phone?

Sure thing! We can email or text pictures to help. We would then take your card information over the phone and have it waiting for you outside. Its as easy as staying in your pajamas!

Spring Pruning of Vines

You will notice the chart lists three groups of **Clematis**. Each requires slightly different care, be sure you read your tag or give us a call to check your timing.


Group 1: Spring Bloom

Goup 2: Late spring to early summer with a second flush late summer


Group 3: Late summer or early fall

Clematis Pruning


Clematis are one of the most beautiful, versatile and, subsequently, popular additions to your garden. There are three methods of pruning clematis depending on which pruning group they belong to:



GROUP 1: This method requires little to no pruning. Prune these vines right after they finish blooming in spring. The new shoots that appear after pruning will bear flowers the following season.



GROUP 2: These vines bloom in late spring or early summer, and the second flush occurs during late summer. Lightly thin out the stems and disentangle them before growth begins in late winter or early spring.



GROUP 3: This group is the easiest to prune. Annual pruning can be done in late winter or early spring. Cut back all stems to be strong buds within a foot or so of the ground. If new growth is produced earlier in the season, they will usually flower in late summer or fall.

Source: Fine Gardening

Creators.com Bob Kast

Wisteria care: Pruning is the secret to good flowering. These strong growers only bloom on new wood. This means the more pruning you do, the better the bloom power.

Prune wisteria in late winter/early spring. Remove at least half of the prior year's growth, leaving just a few buds per stem.

If you want a more formal appearance, prune again during summer, after traditional flowering.

A fertilizer heavy in phosphorus is ideal. This pushes more blooms with little green growth. Bone meal would be a great choice.



A blooming Wisteria showing off in the sunlight.

What's in a Day?

Long Day vs. Short Day Onions

Long-day onions do best in our northern climates. This is because they are most tolerant to our extended daylight hours during the summer. Long-day onion bulbs form with 14-16 hours of daylight. They typically mature in 90-110 days and are known to store well due to their low sugar and high sulphur content.

Now don't get us wrong! Short-day onions such as, 'Texas Super Sweet or 1015' can grow in our Northern regions, but the bulbs will not be as large as if they were in the shorter daylight zones of the southern United States. Short-day onions mature in 75 days in our area.



Keep the Broccoli Blues Away

It's also incredibly healthy and according to the Farmers Almanac has been dubbed the "crown jewel of nutrition."

This cole crop is rich in vitamins and minerals, and is a good source of Vitamin A, potassium, folic acid, iron, and fiber.

Here are some tips to ensure a healthy Broccoli crop this season.

- Broccoli should be planted in early spring or late summer for the best results. High mid-summer temperatures will stunt its growth, so the goal is to get broccoli to

mature
before
or
after
high
temperatures
are
expected

- Sow outdoors 2 to 3 weeks before your last frost date, or as soon as the soil can be worked
 - Plant in a fertile soil that drains well
 - Soil pH should be slightly acidic, between 6.0 and 7.0
-

We have uncovered the 2019 nursery stock. All carryover stock is 50% off with no guarantee.

Give us a call if you are looking for something in particular.



©2020 Cedar River Garden Center | 2889 Palo Marsh Rd., Palo, IA 52324

[Web Version](#)

[Preferences](#)

[Forward](#)

[Unsubscribe](#)

Powered by
[GoDaddy Email Marketing](#)®